



FPGWORLD.COM

INLINE

4000 SERIES 800 ON-COUNTER/SQUARE REFRIGERATED

RANGE	INLINE 4000 SERIES	
TEMPERATURE	REFRIGERATED	
MODEL	IN-4C08-SQ-FF-OC	IN-4C08-SQ-SD-OC
FRONT	SQUARE/ FIXED FRONT	SQUARE/ SLIDING DOORS
INSTALLATION	ON-COUNTER	
REFRIGERATION	INTEGRAL, R513A	
HEIGHT	1255mm	
WIDTH	803mm	
DEPTH	778mm	

CORE PRODUCT TEMPERATURE	+2°C - +4°C
ENVIRONMENTAL TEST CONDITIONS	CLIMATE CLASS 3 25°C / 60% RH
CABINET CLASSIFICATION	3M1

ENERGY EFFICIENCY	
NZ & AU	
For Star Rating, please visit reg.energyrating.gov.au/comparator	

FEATURES

- High energy efficiency: 0.40 kWh per hour (average)**
- Maintains an average of +2°C - +4°C core product temperature at Climate Class 3 25°C/60%RH with up to 85 door openings per hour**
- Smart display with double-glazed glass encased in brushed stainless steel frame

Fixed Front or Sliding Doors Refrigerated Display

- Three tiltable, height-adjustable stainless steel shelves and base are full cabinet width to support maximum display capacity
- 50,000 hour LED lighting system at 2758 lumens per metre in cabinet top and to each shelf
- Unique shelf mounted ticket strip front and rear: 30mm

Operational Excellence

- Sliding doors (staff side) and fixed front or sliding doors options (customer side)
- High internal humidity maintains and extends shelf life
- Constructed from stainless and mild steel with fully double-glazed, toughened safety glass for maximum energy efficiency, climate control and durability
- FPG Freeflow air ventilation at rear eliminates the need for front ventilation panels
- Designed to be installed into joinery



Showing : Inline 4000 Series refrigerated 800mm square on-counter fixed front with integral refrigeration

OPTIONS & ACCESSORIES

Contact a [FPG Sales Representative](#) for our full range, including:

- Remote refrigeration with TX, EPR or Solenoid valves for connection
- Shelf trays: Toughened safety glass or mild steel. Colour and woodprint options available for steel shelf trays
- Angled base insert
- Branded decals
- Rear door or end glass mirror application
- Auto Condensate Removal (ACR)
- Forward-facing controls
- Thermal divider panels
- Custom joinery solution



Please contact FPG to discuss your requirements for meeting country-specific standards.

FPGWORLD.COM

REFRIGERATION DATA

MODEL	CORE PRODUCT TEMPERATURE	ENVIRONMENTAL TEST CONDITIONS	REFRIGERATION	REFRIGERANT	CONDENSATE REMOVAL
IN-4C08-SQ-XX-OC	+2°C – +4°C	Climate Class 3 - 25°C / 60% RH	Integral	R513A	Manual/ACR ¹

¹Option.

ELECTRICAL DATA

MODEL	VOLTAGE	PHASE	CURRENT	E24H (kWh)	kWh per hour (average)	IP RATING	MAINS		LED LIGHTING		
							CONNECTION	CONNECTION PLUG ²	HOURS	LUMENS	COLOUR
IN-4C08-SQ-XX-OC	220-240 V	Single	2.8 A	9.63	0.40	IP 20	3 metre, 3 core cable	10 amp, 3 pin plug	50,000	2758 per metre	Natural
ACR (Option)			1.7 A	9.60	0.40						

²Please advise country to change plug specification.

CAPACITY, ACCESS & CONSTRUCTION

MODEL	DISPLAY AREA	LEVELS	ACCESS FRONT	ACCESS REAR	DOOR OPENINGS @ +2°C – +4°C	CHASSIS CONSTRUCTION
IN-4C08-SQ-FF-OC	1.25 m ²	3 Shelves + Base	Fixed front	Sliding doors	85 per hour	Stainless 304 and mild steel
IN-4C08-SQ-SD-OC	1.25 m ²	3 Shelves + Base	Sliding doors	Sliding doors	85 per hour	Stainless 304 and mild steel

DIMENSIONS

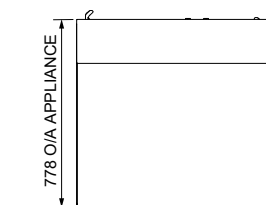
MODEL	H x W x D mm (Uncrated)	MASS (Uncrated)
IN-4C08-SQ-XX-OC	1255 x 803 x 778	- kg

Crated weights and dimensions vary. Please contact us for information on your shipment.

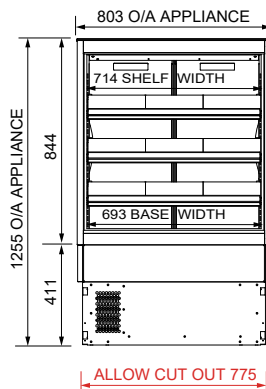
Installation note:

Model cutout dimensions: IN-4C08-SQ-XX-OC models require 775 x 622mm benchtop cutout (see product manual for installation guide). When installing this cabinet next to an adjacent Inline 4000 Series refrigerated, controlled ambient or ambient cabinet, please install an Inline 4000 Series thermal divider panel (accessory) between them.

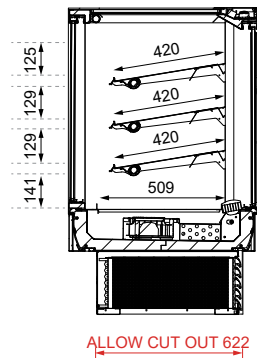
UNOBSTRUCTED AIRFLOW MUST BE MAINTAINED TO ENSURE UNIT PERFORMANCE AND MAINTAIN WARRANTY.



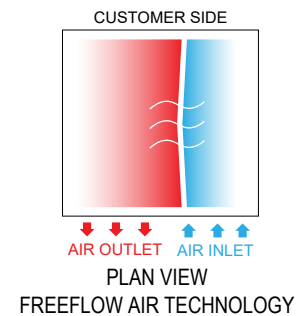
PLAN VIEW



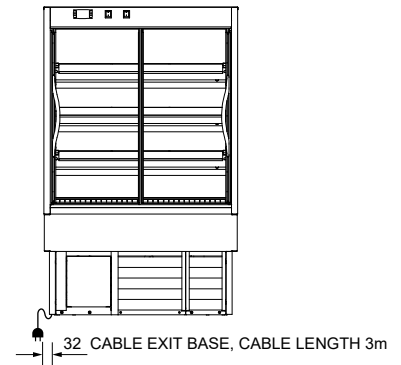
FRONT ELEVATION



SECTION VIEW



PLAN VIEW
FREEFLOW AIR TECHNOLOGY



REAR ELEVATION

More information including technical data and installation guidelines is available from the Product Manual published on our website.

In line with our policy to continually develop, improve and support our products, Future Products Group Ltd reserves the right to change specifications and design without notice.

Have a question? Please email us at sales@fpgworld.com or visit www.fpgworld.com for full contact details for your region.

